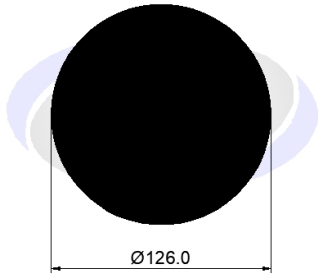
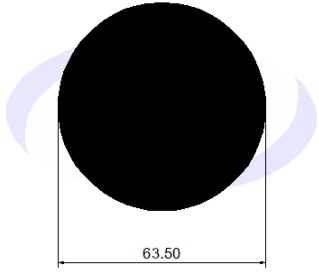




GEOMETRICAL SHAPES

Round Bar


Die No.: 11143	Wt.: 33.028-34.310 (KG/M)	
Die No.: 11140	Wt.: 8.429-8.672 (KG/M)	
Die No.: 11083	Wt.: 0.375 - 0.450 (KG/M)	
Die No.: 11051	Wt.: 1.230 - 1.350 (KG/M)	

Die No.: 11141	Wt.: 11.769-12.087 (KG/M)	
Die No.: 11029	Wt.: 1.800 - 2.000 (KG/M)	
Die No.: 11092	Wt.: 0.160-0.200 (KG/M)	
Die No.: 11048	Wt.: 0.600-0.630 (KG/M)	


GEOMETRICAL SHAPES

Round Bar


Die No.: 11047 Wt.: 0.530-0.560 (KG/M)




Die No.: 11021 Wt.: 0.970-1.090 (KG/M)



Die No.: 11044 Wt.: 0.247 - 0.266 (KG/M)



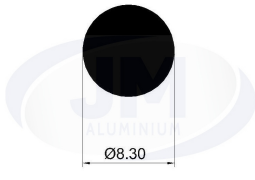
Die No.: 11050 Wt.: 0.440 - 0.510 (KG/M)




Die No.: 11060 Wt.: 5.300-5.600 (KG/M)




Die No.: 11041 Wt.: 0.130-0.180 (KG/M)



Die No.: 11040 Wt.: 3.375-3.450 (KG/M)



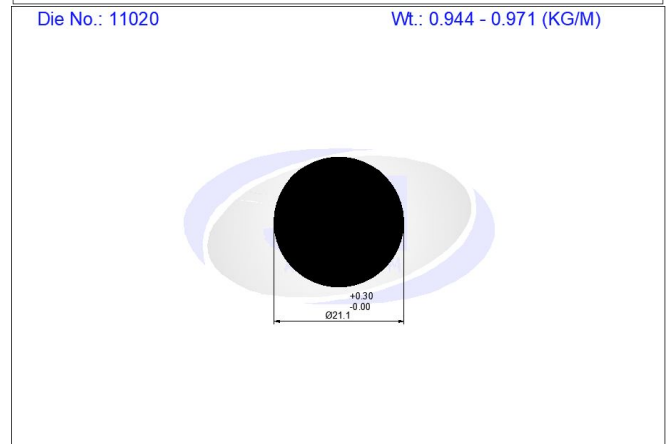


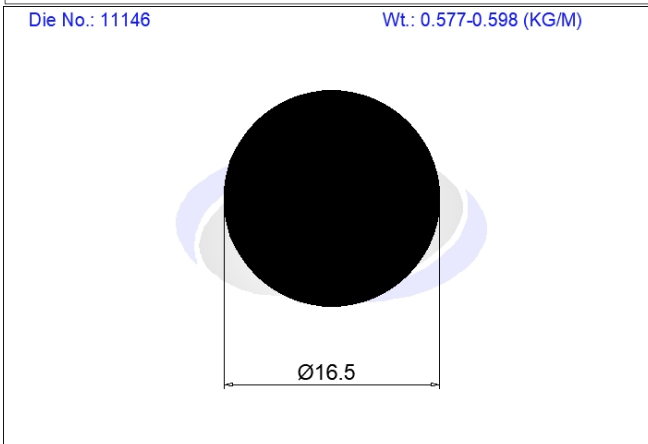




Die No.: 11116 Wt.: 2.657 - 2.702 (KG/M)



GEOMETRICAL SHAPES


Round Bar



GEOMETRICAL SHAPES


Round Bar

Die No.: 11017 Wt.: 0.670-0.690 (KG/M)




Ø18.00

Die No.: 11009 Wt.: 4.850-4.950 (KG/M)




Ø48.0

Die No.: 11105 Wt.: 0.170-0.220 (KG/M)



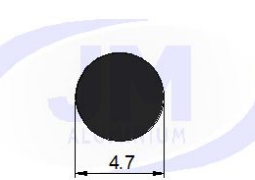
Ø9.50

Die No.: 11046 Wt.: 0.350-0.400 (KG/M)




Ø13.00

Die No.: 11076 Wt.: 0.050 (KG/M)




4.7

Die No.: 11087 Wt.: 0.160-0.200 (KG/M)




Ø9.0

Die No.: 11033 Wt.: 2.580-2.610 (KG/M)



Ø35.0

Die No.: 11025 Wt.: 1.420-1.450 (KG/M)



Ø26.00

GEOMETRICAL SHAPES

Round Bar

Die No.: 11113 Wt.: 3.866 - 3.975 (KG/M)

Ø43.0

Die No.: 11109 Wt.: 2.939 - 3.184 (KG/M)

Ø38.0

Die No.: 11089 Wt.: 4.200 - 4.400 (KG/M)

Ø45.00

Die No.: 11086 Wt.: 2.640-2.850 (KG/M)

Ø36.0

Die No.: 11112 Wt.: 3.013 - 3.094 (KG/M)

Ø38.0

Die No.: 11108 Wt.: 2.493 - 2.700 (KG/M)

Ø35.0

Die No.: 11110 Wt.: 6.612 - 7.165 (KG/M)

Ø57.0


Die No.: 11115 Wt.: 0.200 - 0.260 (KG/M)

Ø10.50


GEOMETRICAL SHAPES

Round Bar


Die No.: 11038 Wt.: 0.100 - 0.140 (KG/M)




Die No.: 11100 Wt.: 4.900 - 5.300 (KG/M)




Die No.: 11111 Wt.: 1.245 - 1.404 (KG/M)




Die No.: 11018 Wt.: 0.750 - 0.800 (KG/M)




Die No.: 11043 Wt.: 0.190 - 0.220 (KG/M)




Die No.: 11032 Wt.: 2.435 - 2.465 (KG/M)



Die No.: 11084 Wt.: 3.950 - 4.250 (KG/M)




Die No.: 11114 Wt.: 0.420 - 0.470 (KG/M)



GEOMETRICAL SHAPES


Round Bar

Die No.: 11028 Wt.: 1.770-1.850 (KG/M)




Ø29.0

Die No.: 11026 Wt.: 1.420-1.450 (KG/M)




Ø26.00

Die No.: 11045 Wt.: 0.290 - 0.320 (KG/M)




Ø12.0

Die No.: 11090 Wt.: 0.050 (KG/M)




Ø4.7

Die No.: 11120 Wt.: 2.748 - 2.840 (KG/M)




Ø 36.3

Die No.: 11068 Wt.: 0.430 - 0.520 (KG/M)




Ø14.0

Die No.: 11042 Wt.: 4.307 - 4.666 (KG/M)



Ø46.0

Die No.: 11069 Wt.: 0.430 - 520 (KG/M)




Ø15.0

GEOMETRICAL SHAPES

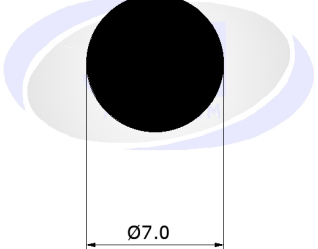
Round Bar

Die No.: 11119 Wt.: 0.256-0.266 (KG/M)




Ø 11.0

Die No.: 11066 Wt.: 0.100-0.150 (KG/M)




Ø 7.0

Die No.: 11052 Wt.: 0.170-0.210 (KG/M)




Ø 9.50

Die No.: 11088 Wt.: 3.000 - 3.250 (KG/M)




Ø 38.40

Die No.: 11085 Wt.: 1.450-1.630 (KG/M)



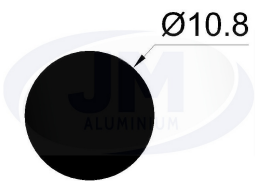
Ø 27.00

Die No.: 11081 Wt.: 1.340 - 1.500 (KG/M)




Ø 26.0

Die No.: 11107 Wt.: 0.217 - 0.276 (KG/M)



Ø 10.8

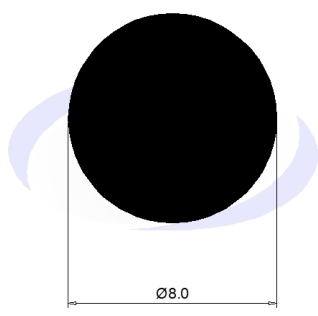
Die No.: 11056 Wt.: 0.075 (KG/M)



Ø 6.00

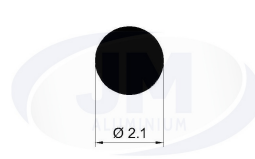
GEOMETRICAL SHAPES

Die No.: 11001 Wt.: 0.130-0.140 (KG/M)



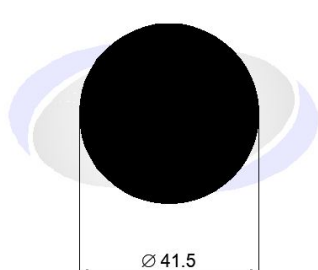
Ø8.0

Die No.: 11121 Wt.: 0 (KG/M)



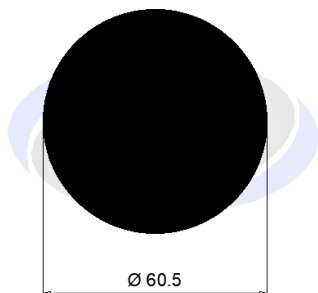
Ø 2.1

Die No.: 11127 Wt.: 3.652-3.794 (KG/M)



Ø 41.5

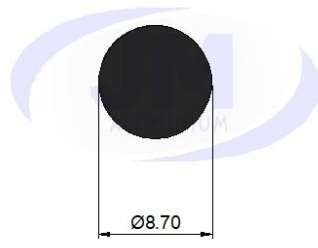
Die No.: 11144 Wt.: 7.761-7.890 (KG/M)



Ø 60.5


Round Bar

Die No.: 11000 Wt.: 0.140-0.180 (KG/M)



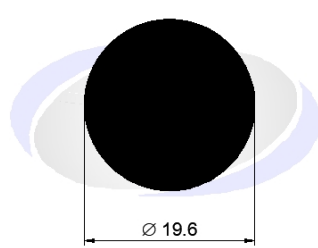
Ø8.70

Die No.: 11122 Wt.: 2.553 - 2.597 (KG/M)




Ø35.0

Die No.: 11159 Wt.: 0.789-0.839 (KG/M)



Ø 19.6

Die No.: 11145 Wt.: 9.097-9.237 (KG/M)

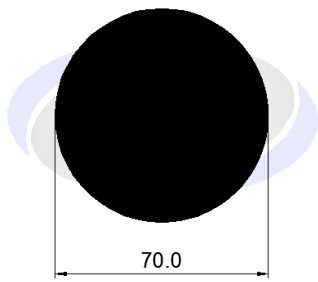


Ø 65.5

GEOMETRICAL SHAPES


Round Bar

Die No.: 11142 Wt.: 10.198-10.584 (KG/M)



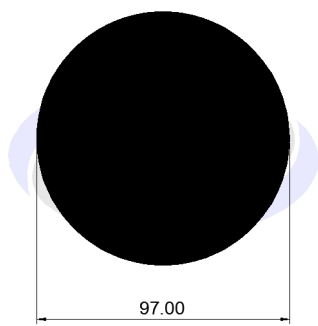
70.0

Die No.: 11147 Wt.: 1.686-1.758 (KG/M)



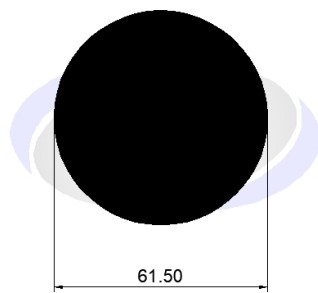
Ø 28.5

Die No.: 11160 Wt.: 19.952-20.574 (KG/M)



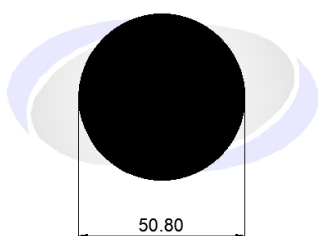
97.00

Die No.: 11138 Wt.: 7.864-8.177 (KG/M)




61.50

Die No.: 11139 Wt.: 5.397-5.558 (KG/M)



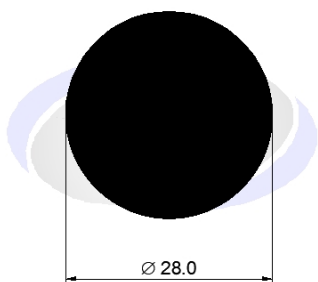
50.80

Die No.: 11148 Wt.: 4.114-4.284 (KG/M)




Ø 44.5

Die No.: 11158 Wt.: 1.603-1.722 (KG/M)



Ø 28.0

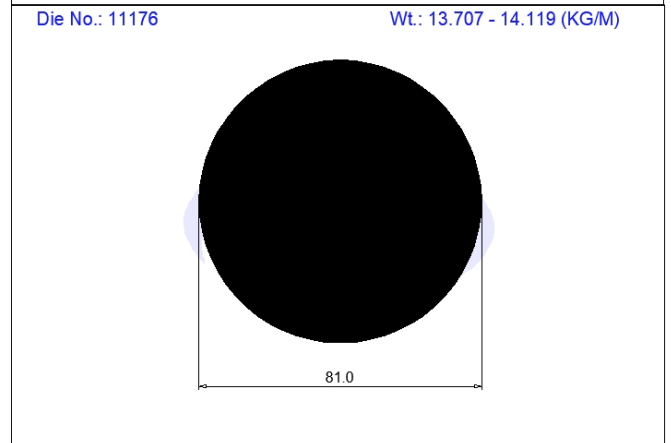
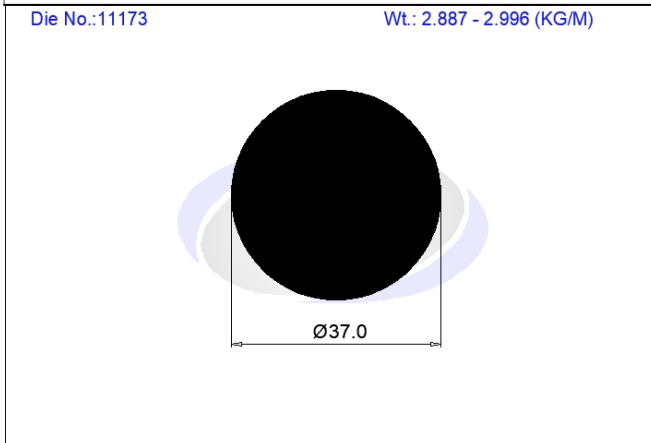
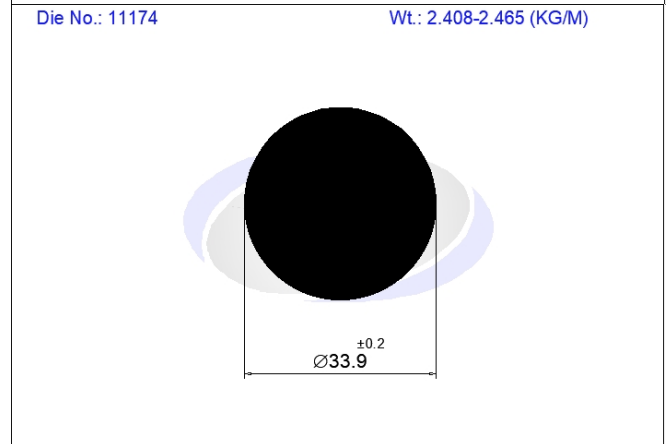
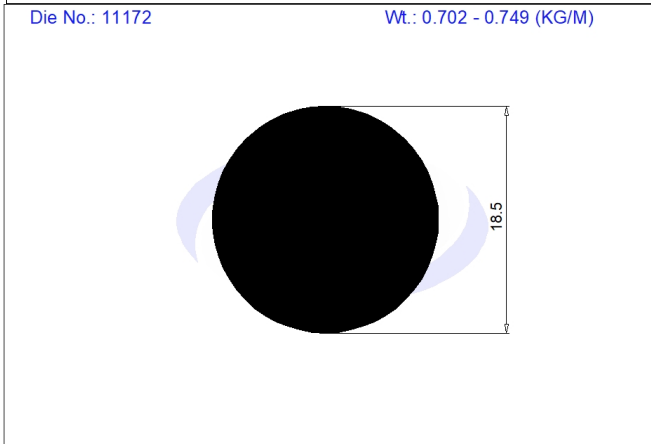

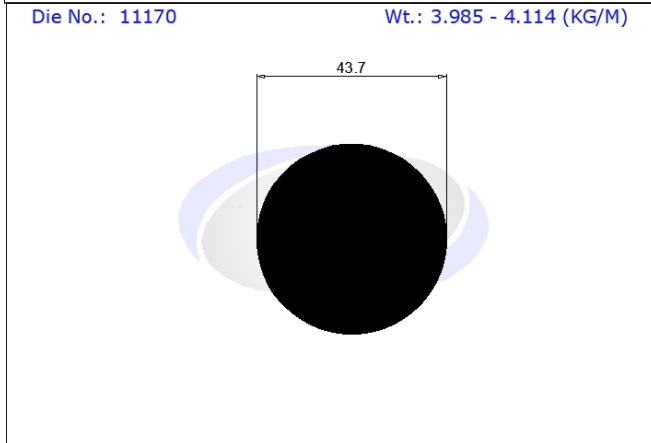
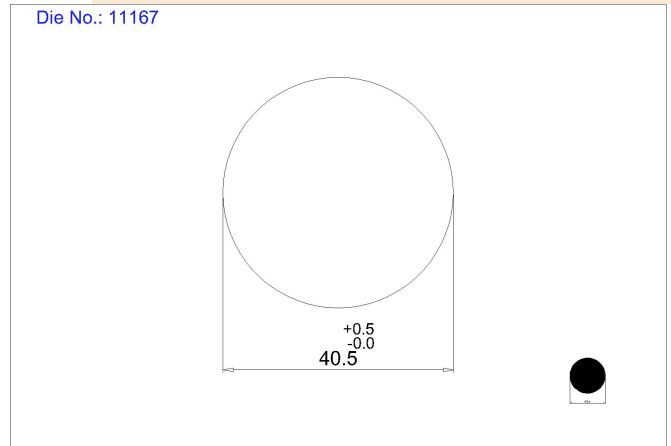

Die No.: 11165 Wt.: 0.671-0.717 (KG/M)



Ø 18.0

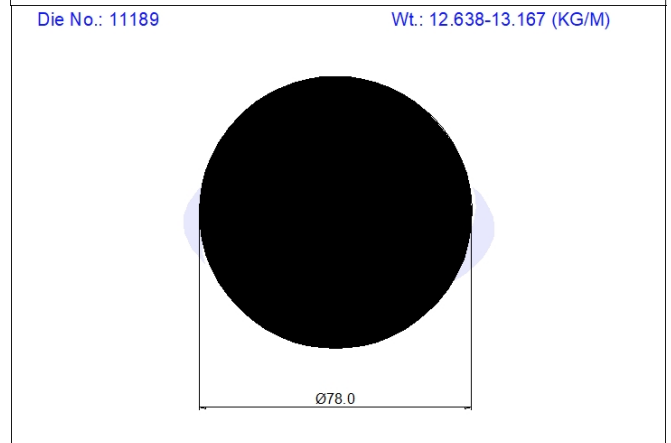
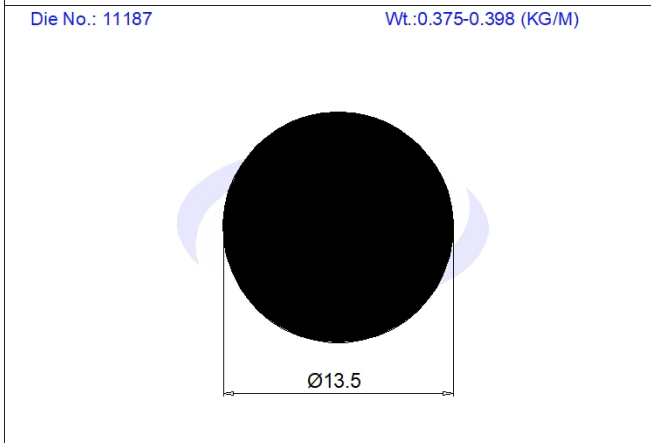
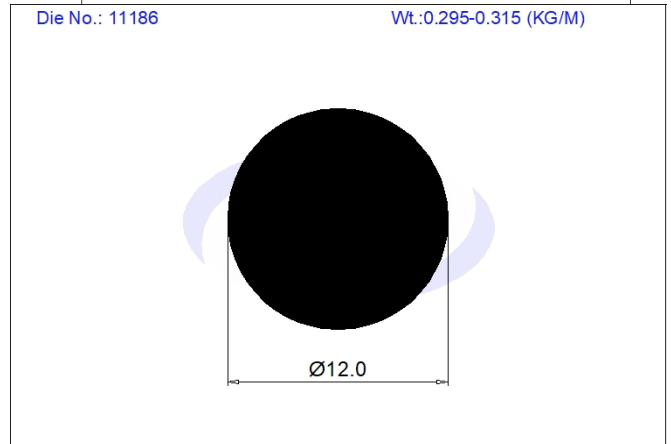
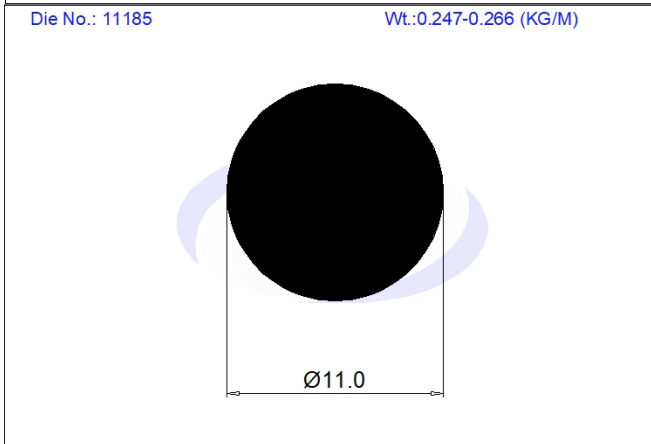
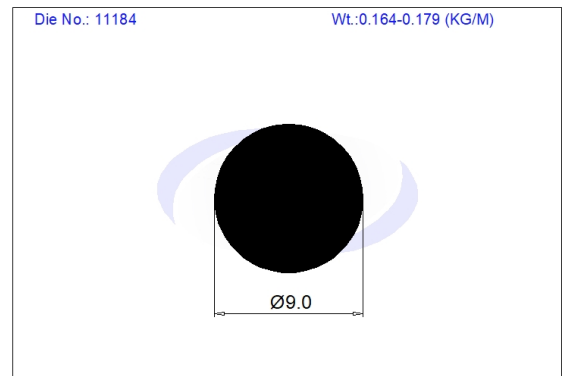
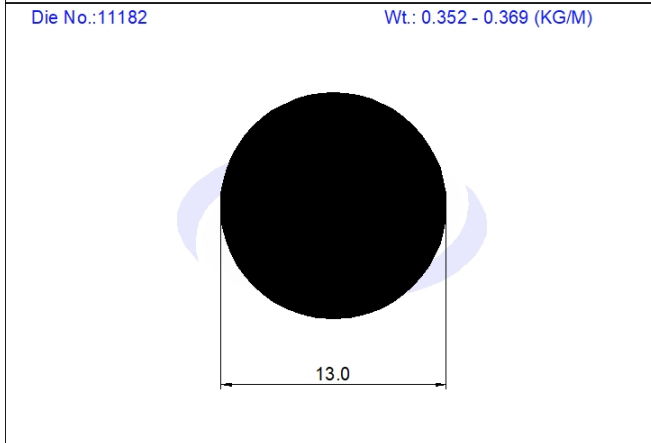
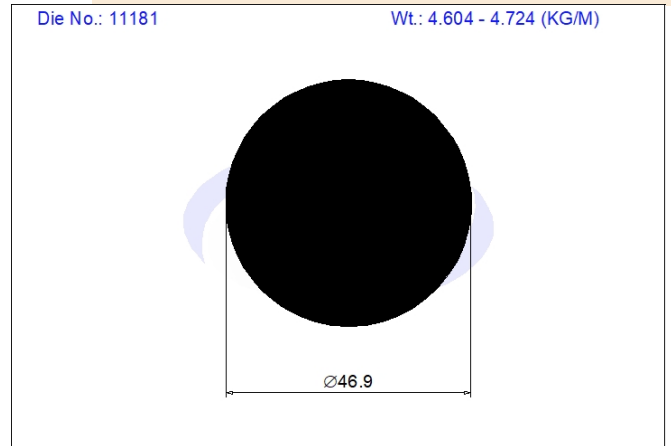
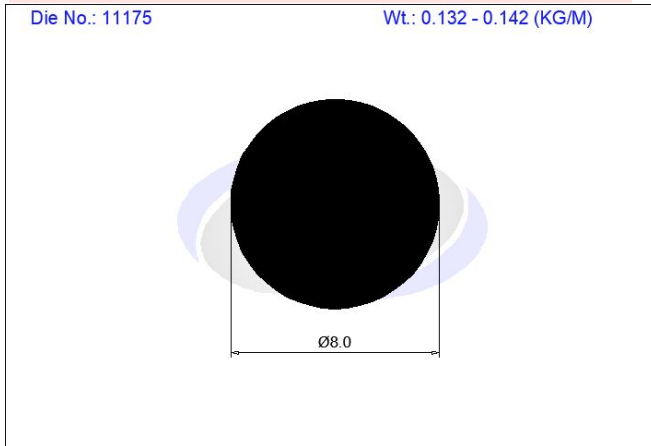
GEOMETRICAL SHAPES

Round Bar



GEOMETRICAL SHAPES

Round Bar



GEOMETRICAL SHAPES

Round Bar

Die No.: 11191

Wt.: 3.167 - 3.283 (KG/M)

