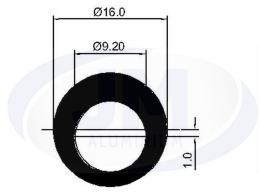


**INDUSTRIAL**

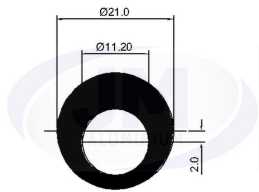
Die No.: 19901

Wt.: 0.330 - 0.440 (KG/M)



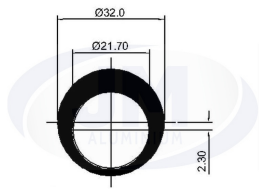
Die No.: 19902

Wt.: 0.600 - 0.720 (KG/M)



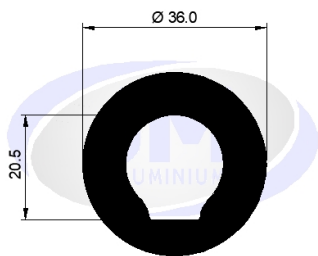
Die No.: 19904

Wt.: 1.100 - 1.240 (KG/M)



Die No.: 19529

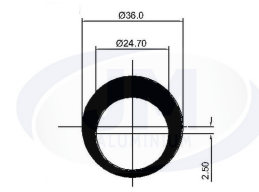
Wt.: 1.828-1.985 (KG/M)



**Industrial Round Tube**

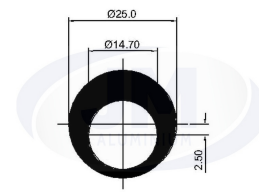
Die No.: 19905

Wt.: 1.350 - 1.530 (KG/M)



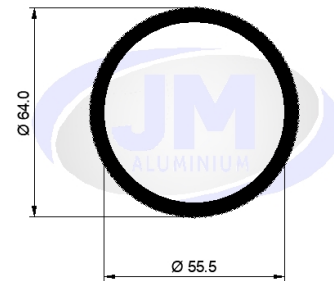
Die No.: 19903

Wt.: 0.800 - 0.920 (KG/M)



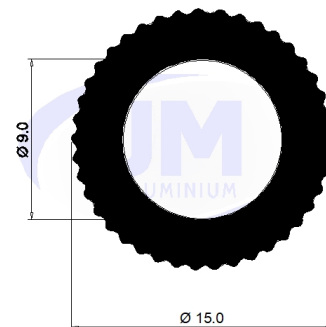
Die No.: 19528

Wt.: 1.850-2.383 (KG/M)



Die No.:19554

Wt.: 0.260-0.304 (KG/M)



**INDUSTRIAL**

Die No.: 19525

Wt.: 0.508-0.593 (KG/M)



**Industrial Round Tube**

Die No.: 5870

Wt.: 1.400-1.560 (KG/M)

