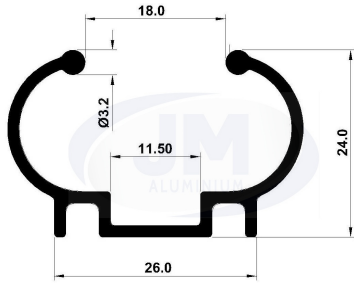


BUILDING & CONSTRUCTIONS


Die No.: 424

Wt.: 1.460 (KG/M)



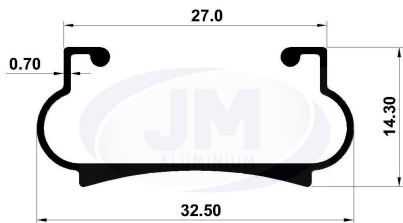
Die No.: 765

Wt.: 0.703 - 0.914 (KG/M)



Die No.: 37701

Wt.: 0.150-0.180 (KG/M)



Die No.: 42073

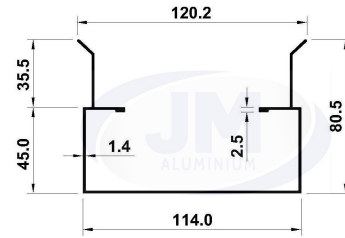
Wt.: 0.175-0.240 (KG/M)



Green House

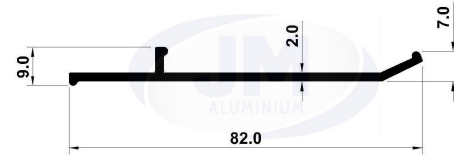
Die No.: 36112

Wt.: 1.190 - 1.300 (KG/M)



Die No.: 36113

Wt.: 0.430-0.530 (KG/M)



Die No.: 37702

Wt.: 0.110-0.140 (KG/M)

